

**KHSAA TITLE IX
ANNUAL REPORT SUBMISSION
STATUS REPORT
2009-2010**

KHSAA
Form T65
Revised 4/09

TO: KHSAA Member School Superintendents, Principals, and Athletic Directors

FROM: Brigid L. DeVries, Commissioner
Darren Bilberry, Assistant Commissioner

DATE: May 5, 2010

School	Apollo High School	Reviewed by	Kathy Johnston
--------	--------------------	-------------	----------------


The following is a status report regarding the required 2009-2010 Title IX Annual Report submission of forms due into the KHSAA office by April 15, 2010. Appropriate KHSAA Audit Team personnel have reviewed these forms and the following is a summary of this review.

I. Checklist of Forms properly submitted in a satisfactory manner:

x	GE 19 (Annual Verification)	x	T-35 (Budget Expenses)
x	T-1 (Summary Program Chart 1)	x	T-36 (Budget Expenses)
x	T-2 (Summary Program Chart 2)	x	T-41 (Checklist – Overall Interscholastic Program)
x	T-3 (Summary Program Chart 3)	x	T-60 (Corrective Action Plan)
x	T-4 (Summary Program Chart 4)	x	T-63 (Interscholastic Survey Results)

II. Status

A.	x	2009-2010 Forms are satisfactory and no further information or action is necessary at this time.
B.		Errors have been noted with respect to the following forms:
C.		The following forms were omitted and must be submitted by school representatives:
D.	x	According to the 2009-2010 data, the school appears to be meeting the standards established in: <input type="checkbox"/> Test 1 (Athletic participation is proportionate to enrollment) <input type="checkbox"/> Test 2 (History and continuing practice of program expansion) <input checked="" type="checkbox"/> Test 3 (Full and effective accommodation of interests and abilities)
E.	x	Other Recommendation and Comments: All calculations appear to be correct. According to the data and responses submitted, the school is currently meeting the standard established in Test 3 for the provision of athletic opportunities. In the area of benefits, total athletic spending is within the parameter on the percentage basis but is slightly outside the parameter for per athlete spending. Thank you for a good report.



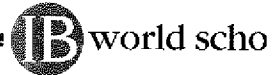
Apollo High School

Thomas Purcell, Principal
2280 Tamarack Road
Owensboro, KY 42301
(270) 852-7100 Fax (270) 852-7110
www.ahs.dcps.org
"Always an Eagle Family"

APR 19 2010

Assistant Principals
Tom Burrough, Jan You

Counselors
Keith Johnson, Kathleen Kr
Shawn Tomes, Amanda Jerc



April 12, 2010

To: Commissioner Darren Bilberry

From: Jon Boultinghouse, Apollo Athletic Director & Title IX Coordinator

RE: Apollo's 2009-2010 Title IX Annual Report


Mr. Dilberry,

Enclosed you will find the 2009-2010 Title IX self audit for Apollo High School. Everything is complete and in good order. However, I want to take a moment to address a couple of items.

First, on forms T-35 and T-36 (actual expenditures) you will notice that no dollar values were inserted for the "Booster" columns. The reason for this has to do with how Apollo Athletics and how the Athletic Booster Club is organized.

First, there is only one athletic booster club at Apollo. (Individual sports are not allowed to have their own booster clubs specific to their team.) Its account is operated through the Apollo High School bookkeeper. The primary fund raising source for the Athletic Booster Club is concessions at all athletic events and the annual Chili Supper. The sole function of the Apollo Athletic Booster Club is to raise money for the overall athletic budget. Every dollar that the Apollo Athletic Booster Club raises goes directly towards meeting the overall athletic budget and filters directly into the school account called "Athletic Boosters". The Apollo Athletic Booster Club does not make individual purchases for any sport. Therefore, there are no expenditures to report for any sport from the Apollo Athletic Boosters.

It should be noted that each sport may supplement the budget provided by Apollo via a maximum of two fundraisers. The fundraisers are conducted at the discretion of the head coach. Parents and/or other "boosters" do not have the



Apollo High School

Thomas Purcell, Principal
2280 Tamarack Road
Owensboro, KY 42301
(270) 852-7100 Fax (270) 852-7110
www.ahs.dcps.org
"Always an Eagle Family"

Assistant Principals
Tom Burrough, Jan Yon

Counselors
Keith Johnson, Kathleen Kr
Shawn Tomes, Amanda Jerc



ability to choose to conduct a fundraiser. Some sports conduct two, some one, and others choose not to have a fundraisers at all. All money raised in these fundraisers goes directly into the respective sport's account. According to Daviess County Public School Board Policy, any fundraiser must be approved by the school board and have a specific stated purpose for those monies raised prior to a fundraiser being conducted. The fundraising dollars – whether used for travel, equipment, uniforms, facility improvements, or basic day-to-day operations – go directly into the individual sport's account and are spent at the discretion of the coach. Since the fundraising dollars are put into each sport's account at Apollo, this money was reported as school expenditures as well.

NOTE – The fundraising dollars are separate from any individual private donations.

Regarding coaching stipends – All stipends are set by the Daviess County Board of Education. Comparable sports (boy's basketball to girl's basketball, softball to baseball, boy's track to girl's track, etc.) each are provided the exact same number of coaches by the Board with each coach receiving the exact same salary for the respective comparable sport. Individual coaches are allowed to pay an "extra coach" from within their budget. This would explain any coaching stipend differences that appear within the report.

Finally, as requested on the directions, I wanted to offer an explanation for a difference in the number of coaches for one sport. You may note on Form T35 that there is two more coaches for boy's basketball than girl's basketball. Boy's basketball had two people volunteer to coach.

Respectfully submitted,

Jon Boultinghouse
Apollo Athletic Director & Title IX Coordinator



KENTUCKY HIGH SCHOOL ATHLETIC ASSOCIATION
2009-2010 ANNUAL VERIFICATION OF TITLE IX PROCEDURES
 (To be submitted by April 15, 2010 along with other required forms)

KHSAA Form GE19
Rev. 04/09

The Apollo High School, Owensboro, Kentucky
 (Name of High School) (City)

certifies to the Kentucky High School Athletic Association that the following is an accurate and true representation of the facts surrounding compliance with 20 U.S.C. Sections 1681-1688, et. Seq. (also known as Title IX). I certify the following provisions in accordance with records at the school contained in the permanent Title IX file, at least one copy of which must be maintained in the Principal's office, and to the best of my knowledge have completed the following tasks:

I. Established a gender equity committee at the high school. (List committee personnel and provide attachment if necessary)

Name	Address	Phone	Title (Supt., Principal, Student, Parent, Coach, Etc.)
<i>See Attached</i>			

II. Scheduled a minimum of three meetings during the 2009-2010 school year on the following dates:

<i>February 4, 2010</i>
<i>March 4, 2010</i>
<i>April 1, 2010</i>

III. Designated the following person(s) as the Title IX coordinator for the school:




Name	Title	Address	Phone
<i>Jon Boultinghouse</i>	<i>Athletic Director</i>	<i>2280 Tamarack Road Owensboro, KY 42301</i>	<i>(270) 852-7100</i>

IV. Designated the following person(s) as the Title IX coordinator for the district:

Name	Title	Address	Phone
<i>Mark Owens</i>	<i>Director of Personnel</i>	<i>PO Box 21510 Owensboro, KY 42303</i>	<i>(270) 852-7000</i>

School personnel are continuing to make periodic reviews of the boys' and girls' athletics program reflected in the Corrective Action Plan.

In addition to the above information, the above referenced school maintains a complete permanent file relative to Title IX records including copies of the self-assessment audit, all corrective action plans, and other related materials.


 Principal's Signature April 12, 2010
 Date

 Superintendent Signature 
 School Board Chairpersons' Signature
 VICE-CHAIRMAN
 (Send original copy to KHSAA - Maintain duplicate in Title IX school folder)

2009-2010 Title IX Gender Equity Committee

1. Jon Boultinghouse – Apollo Athletic Director & Title IX Coordinator
Address: 2007 Griffith Place West, Owensboro, KY 42301
Phone #'s: Work: (270) 852-7100 Home: (270) 684-1310
2. Thomas Purcell – Principal of Apollo High School
Address: 1447 Brentwood Drive, Owensboro, KY 42301
Phone #'s: Work: (270) 852-7100 Home: (270) 683-3658
3. Mark Owens – Director of Personnel – Daviess County Public Schools
Address: 3213 Shadewood Terrace, Owensboro, KY 42303
Phone #'s: Work: (270) 852-7000
4. Patricia Wimsatt – Assistant Athletic Director
Address: 2135 Boarman Drive, Owensboro, KY 42301
Phone #'s: Work: (270) 852-7100 Home: (270) 686-5958
5. Holly Johnson – Girl's Track Coach
Address: 3161 Harness Loop, Owensboro, KY 42303
Phone #'s: Work: (270) 852-7100 Home: (270) 993-3973
6. Paul Bates – Football Coach
Address: 4363 Ireland Drive, Owensboro, KY 42301
Phone #'s Work: (270) 852-7100 Home: (270) 683-1372
7. Lynne Ferguson - Parent of Female Athlete
Address: 5468 Ridge Point Court, Owensboro, KY 42301
Phone #'s: Work: (270) 852-7100 Home: (270) 691-9937
8. Erin "Bailey" Campbell - Female Student Athlete – Soccer & Girls Track
Address: 5468 Ridge Point Court, Owensboro, KY 42301
Phone #'s: AHS: (270) 852-7100 Home: (270) 691-9937
9. Todd Carver – Male Student-Athlete Soccer, Basketball & Baseball
Address: 3517 Legacy Run, Owensboro, KY 42301
Phone #'s: AHS: (270) 852-7100 Home: (270) 543-1815 (*Dad's Cell*)



**2009-2010
ACCOMMODATION OF INTERESTS AND ABILITIES
SUMMARY PROGRAM CHART (Form T-1)**

KHSAA Form T1
Rev. 11/09

Participation Opportunities: Test One - Proportionality

		(Column 1)	(Column 2)	(Column 3)	(Column 4)
	Program	Enrollment	Percentage of Total Enrollment	Number of Interscholastic Participants (double and triple count)	Percentage of Total Participation
Row 1	GIRLS	649	50.04% ✓	247	44.9% ✓
Row 2	BOYS	648	49.96% ✓	303	55.1% ✓
Row 3	Totals	1297	100%	550	100%

Instructions:

*Number of 8th grade students & below used in Column 3 and Column 4 calculations: 49

- Determine the total number of girls enrolled, (place in Row 1, Column 1). Determine the total number of boys enrolled, (place in Row 2, Column 1).
- Add the total number of girls and boys enrolled to determine total enrollment, (place in Row 3, Column 1).
- Calculate the percentage of total enrollment that is female. (Divide Row 1, Column 1 by Row 3, Column 1 and place in Row 1, Column 2.) Calculate the percentage of total enrollment that is male. (Divide Row 2, Column 1 by Row 3, Column 1 and place in Row 2, Column 2.) Note: Row 1, Column 2 plus Row 2, Column 2 should total 100%.
- Ask coaches to confirm the names of those individuals who are on the team as of the first **date of regular season competition**, and cross out the names of those who were cut from the team or quit the team prior to the first regular season competitive event. Determine the total number of interscholastic athletics participants that are girls, (and place in Row 1, Column 3). In order to determine the total number of athletics participants, an individual should be counted each time he or she participates on a team. For example, if Jane Doe competes on the varsity volleyball team, the junior varsity volleyball team, the junior varsity basketball team, and the varsity softball team, she should be counted as four participants (**do not include club or intramural sports participants, cheerleaders, dance teams, or pom squads**). Calculate the same way for boys and girls. * In addition, should 8th grade students and below play on a Freshman, Junior Varsity, or Varsity team, they should also be counted for each team and sport on which they participate. If applicable, please asterisk in the above notation as to how many 8th grade students & below are included in the totals.
Using the same procedure, determine the total number of interscholastic athletic participants that are boys, (and place in Row 2, Column 3). Add Row 1, Column 3 plus Row 2, Column 3 to get total participants and place in Row 3, Column 3.
- Calculate the percentage of female participation. (Row 1, Column 3 divided by Row 3, Column 3 and place in Row 1, Column 4.) Calculate the percentage of male participation. (Row 2, Column 3 divided by Row 3, Column 3 and place in Row 2, Column 4.) Note: Row 1, Column 4 plus Row 2, Column 4 should total 100%.

Note: While being within three percent is not a formal compliance standard, if the percent listed in Row 1, Column 4 is within 3% of Row 1, Column 2, then it provides a good target within which compliance is likely.

Principal's Signature:  Date April 12, 2010



**2009-2010
ACCOMMODATION OF INTERESTS AND ABILITIES
SUMMARY PROGRAM CHART (FORM T-2)
PARTICIPATION OPPORTUNITIES: TEST TWO - PROGRAM
EXPANSION**

		Column 1	Column 2	Column 3	Column 4	Column 5
Program		Number of Teams Currently Offered	Number of Participants	Number of Teams Added Since the beginning of the 2005-2006 School Year	Current Number of Participants for the 2009-2010 school year who are playing on teams added since the 2005-2006 School Year	Percent of Total Participation By Sex Added Since the beginning of the 2005-2006 School Year
GIRLS Row 1	varsity:	9	142	-	-	
Row 2	j.v.:	4	63	-	-	
Row 3	frosh:	3	42	2	25	
Row 4	total:	16	247	2	25	10.12%
BOYS Row 5	varsity:	10	179	1	13	
Row 6	j.v.:	4	68	-	-	
Row 7	frosh:	3	56	-	-	
Row 8	total:	17	303	1	13	4.29%

- 1) For Column 1, list the number of interscholastic teams offered for girls and boys at each competitive level (varsity, junior varsity, and freshman). For girls, total each of the entries in Rows 1, 2, and 3 into Row 4. For boys, total Rows 5, 6, and 7 into Row 8.
- 2) For Column 2, list the number of participants at each level. For girls, total each of the entries in Rows 1, 2, and 3 into Row 4. For boys, total Rows 5, 6, and 7 into Row 8. Note: The totals in Row 4 for girls and in Row 8 for boys must be the same as the totals in Form T-1, Column 3, Rows 1 and 2 respectively.
- 3) For Column 3, list the number of interscholastic teams that have been added in the last five years at each competitive level. Count each team added during the 5 year period only one time. e.g. Girl's junior varsity soccer was added 3 years ago, count the team only once, not 3 times. For girls, total the entries in Rows 1, 2, and 3 into Row 4. For boys, total Rows 5, 6, and 7 into Row 8.
- 4) For Column 4, list the number of participants that are currently on each level of the teams that were added in the last five years. If a team was added previously but no longer exists, there are no current participants to be added for that team. For girls, total the entries in Rows 1, 2, and 3 into Row 4. For boys, total Rows 5, 6, and 7 into Row 8.
- 5) For Column 5, calculate the percentage of participants that have been added in the last five years. For girls, take the number in Column 4, Row 4 and divide by the number in Column 2, Row 4. For boys, take the number in Column 4, Row 8 and divide it by the number in Column 2, Row 8.
- 6) **Note: If the percentage of current participants added in the last five years is 25% or greater for the underrepresented sex (most likely girls), compliance with Test Two may be possible. If less than 25%, then compliance with Test Three should be analyzed. CAUTION: 25% is not a formal compliance standard.**

Principal's Signature: _____

Date: April 12, 2010



2009-2010
ACCOMMODATION OF INTERESTS AND ABILITIES
SUMMARY PROGRAM CHART (FORM T-3)

KHSAA Form T3
Rev. 11/09

Participation Opportunities Test Three Full Accommodation

FOR ANY QUESTION ANSWERED "YES" IDENTIFY THE RESPECTIVE SPORT(S).

	GIRLS (Yes / No)		BOYS (Yes / No)
1. Based on the responses from your most recent student survey, is there sufficient interest to form a viable interscholastic team for a sport not currently offered? If yes, what sport?	No		No
2. For a sport not currently offered at the varsity level, is there sufficient interest based on your most recent Student Interest Survey to form a viable team for an interscholastic freshman team or junior varsity team?	No		No
3. For a sport currently offered at the interscholastic Junior Varsity or freshmen level, is there sufficient interest, based on your most recent Student Interest Survey, to form a varsity team?	No		No
4. If you answered YES to question (1), (2), or (3), are there enough high schools in the geographic area offering the sport (at the appropriate level) to allow for the development of a reasonable schedule of competition?	N/A		N/A
5. If you answered YES to question (1), (2), (3), or (4), are there enough high schools in the geographic area offering the sport (at the appropriate level) to allow for the development of a reasonable schedule of competition?	N/A		N/A

Remember, test three – full accommodation means addressing the unmet interest of the underrepresented sex (most likely girls), not the overrepresented sex (most likely boys).

Plans to Address Interest:

Principal's Signature : _____

Date: _____

April 12, 2010



**2009-2010
ACCOMMODATION OF INTERESTS AND ABILITIES
SUMMARY PROGRAM CHART (FORM T-4)**

KHSAA Form T-4
Rev. 11/09

Levels of Competition Test One

		Column 1	Column 2	Column 3
Girls	Team Levels	Number of Teams Currently Offered	Number of Participants	Percentage of Participants at Each Level
Row 1	varsity:	9	142	57.5%
Row 2	j.v.:	4	63	25.5%
Row 3	frosh:	3	42	17.0%
Row 4	total:		247	100%
Boys				
Row 5	varsity:	10	179	59.1%
Row 6	j.v.:	4	68	22.4%
Row 7	frosh:	3	56	18.5%
Row 8	total:		303	100%

- 1) Column 1, list the number of interscholastic teams offered for girls and boys at each competitive level; varsity, junior varsity, and freshman. (Refer to Form T-2, Accommodation of Interests and Abilities, Summary Program Chart 2, Column 1.)
- 2) For Column 2, list the number of participants at each level. For girls, total the entries in Rows 1, 2, and 3 into Row 4. For boys, total the entries in Rows 5, 6, and 7 into Row 8. (Refer to Form T-2, Accommodation of Interests and Abilities, Summary Program Chart 2, Column 2.)
- 3) For Column 3, calculate the percentage of female and male participants at each level.
 For girls' varsity, junior varsity, and frosh, respectively:
 - Divide Column 2, Row 1 by Column 2, Row 4, and place the percentage in Column 3, Row 1
 - Divide Column 2, Row 2 by Column 2, Row 4, and place the percentage in Column 3, Row 2.
 - Divide Column 2, Row 3 by Column 2, Row 4, and place the percentage in Column 3, Row 3.
 For boys' varsity, junior varsity, and frosh, respectively:
 - Divide Column 2, Row 5 by Column 2, Row 8, and place the percentage in Column 3, Row 5.
 - Divide Column 2, Row 6 by Column 2, Row 8, and place the percentage in Column 3, Row 6.
 - Divide Column 2, Row 7 by Column 2, Row 8, and place the percentage in Column 3, Row 7.

Principal's Signature: _____

Date: April 12, 2010



**2009-2010
ACTUAL EXPENDITURES - PROGRAM COMPARISON CHART 1 --(FORM T-35)
TO INCLUDE BOOSTER CLUB FUNDING**

KHSAA Form T-35
REV. 11/09

Sports	Equipment and Supplies		Travel		Awards		Coaches' salaries (to include supplemental and extended employment; dollar amount required)			Facilities improvements		Publications (if sport-specific)		
	Expenditures		Expenditures		Expenditures		Expenditures			Expenditures		Expenditures		
	School	Booster	School	Booster	School	Booster	School	# Coaches for all levels / # Teams for all levels	School	Booster	School	Booster	School	Booster
G basketball	\$6,947	N/A	\$2,795	N/A	\$59	N/A	\$26,341	4 / 3	-0-	N/A	N/A	N/A	N/A	N/A
B basketball	\$9,033	N/A	\$7,971	N/A	\$490	N/A	\$25,004	6 / 3	-0-	N/A	N/A	N/A	N/A	N/A
G softball	\$5,502	N/A	\$4,655	N/A	\$1071	N/A	\$10,892	4 / 3	\$1,255	N/A	N/A	N/A	N/A	N/A
B baseball	\$4,603	N/A	\$7,864	N/A	\$149	N/A	\$10,892	4 / 3	\$8,120	N/A	N/A	N/A	N/A	N/A
G cross country	\$1,497	N/A	\$729	N/A	\$0	N/A	\$2,480	1 / 1	N/A	N/A	N/A	N/A	N/A	N/A
B cross country	\$1,374	N/A	\$971	N/A	\$68	N/A	\$2,480	1 / 1	N/A	N/A	N/A	N/A	N/A	N/A
G golf	\$1,609	N/A	\$0	N/A	\$30	N/A	\$2,480	1 / 1	N/A	N/A	N/A	N/A	N/A	N/A
B golf	\$2,262	N/A	\$1,956	N/A	\$46	N/A	\$2,480	1 / 1	N/A	N/A	N/A	N/A	N/A	N/A
G soccer	\$3,276	N/A	\$584	N/A	\$88	N/A	\$8,412	3 / 2	-0-	N/A	N/A	N/A	N/A	N/A
B soccer	\$5,031	N/A	\$1,112	N/A	\$149	N/A	\$9,065	3 / 2	-0-	N/A	N/A	N/A	N/A	N/A
G swimming	\$1,487	N/A	\$370	N/A	\$109	N/A	\$2,480	1 / 1	N/A	N/A	N/A	N/A	N/A	N/A
B swimming	\$1,487	N/A	\$370	N/A	\$109	N/A	\$2,480	1 / 1	N/A	N/A	N/A	N/A	N/A	N/A

1. Total expenditures on T-35 and T-36 on the 2009-2010 year report due by April 15, 2010 of each school year, should reflect the total monies spent (rounded off to nearest dollar) for the entire school year of 2008-2009 ending June 30, 2009.

2. Booster Club Funding/Contributions must be included in the above expenditures total. (Note: It is illegal for coaches to be paid by Booster Clubs - Reference KHSAA Bylaw 27)

Principal's Signature: _____ Date: April 12, 2010



2009-2010
ACTUAL EXPENDITURES - PROGRAM COMPARISON CHART 2 - (Form T36)
TO INCLUDE BOOSTER CLUB FUNDING

KHSAA Form T36
 REV. 11/09

Sports	Equipment and supplies		Travel		Awards		Coaches' salaries (to include supplemental and extended employment; dollar amount required)		Facilities improvements		Publications (if sport-specific)	
	Expenditures	Expenditures	Expenditures	Expenditures	Expenditures	Expenditures	Expenditures	Expenditures	Expenditures	Expenditures	Expenditures	Expenditures
	School	Booster	School	Booster	School	Booster	School	Booster	School	Booster	School	Booster
G track	\$2,011	N/A	\$202	N/A	\$603	N/A	\$8,412	N/A	\$1,645	N/A	N/A	N/A
B track	\$2,021	N/A	\$122	N/A	\$544	N/A	\$8,412	N/A	\$1,645	N/A	N/A	N/A
G tennis	\$736	N/A	\$445	N/A	\$160	N/A	\$3,027	N/A	-0-	N/A	N/A	N/A
B tennis	\$736	N/A	\$445	N/A	\$160	N/A	\$2,480	N/A	-0-	N/A	N/A	N/A
G volleyball	\$5,485	N/A	\$4,650	N/A	\$595	N/A	\$16,872	N/A	-0-	N/A	N/A	N/A
B wrestling	\$2,124	N/A	\$819	N/A	\$20	N/A	\$2,480	N/A	-0-	N/A	N/A	N/A
G (list sport)												
B football	\$27,604	N/A	\$1,726	N/A	\$739	N/A	\$35,008	N/A	\$1,295	N/A	N/A	N/A
G (list sport)												
B (list sport)												

- Total expenditures on T-35 and T-36 on the 2009-2010 year report due by April 15, 2010, should reflect the total monies spent (rounded off to nearest dollar) for the entire school year of 2008-2009 ending June 30, 2009.
- Booster Club Funding/Contributions must be included in the above expenditures totals. Indicate percentage of total expenditures for each gender: (If disparities are obvious, list on your Corrective Action Plan (T-60) what action you will take to correct the problem.)

*440
544 difference
4774*

Gender	Expenditures	Percentage
Boys	\$ 193,946	59.9%
Girls	\$ 129,991	40.1%
Total:	\$ 323,937	100%

Principal's Signature: *[Signature]* Date: April 12, 2010

*440
544 difference
4774*

2008-2009

Supplemental Pay Scale

Extra Coaches

\$48,620

9 Years Exp.

Rank |

Reference Base

Category 1				
1st Year - 19%	2nd Year - 20%	3rd Year - 21%	4th Year - 22%	Full Comp.
\$9,237.80	\$9,724.00	\$10,210.20	\$10,696.40	
Head Coaches in Category 1				
Boys Basketball	Boys Basketball	Band Director	Head Academic	Athletic Director

Assistant Athletic Director

(40% of Athletic Director)

1st Year - 11%	2nd Year - 11.4%	3rd Year - 11.8%	4th Year - 12.2%	
\$5,348.20	\$5,542.68	\$5,737.16	\$5,931.64	
Full Comp.				
3 - Asst. Football				
2 - Asst. Boys Basketball				
2 - Asst. Girls Basketball				
2 - Asst. Academic				
80%				
\$4,278.56	\$4,434.14	\$4,589.73	\$4,745.31	
Baseball	Volleyball	Boys Soccer	Boys Track	
Boys Cheerleading	Girls Cheerleading	Girls Soccer	Girls Track	
Head Coaches in Category 2				

Category 3				
1st Year - 5.5%	2nd Year - 5.9%	3rd Year - 6.3%	4th Year - 6.7%	
\$2,674.10	\$2,868.58	\$3,063.06	\$3,257.54	
Full Comp.				
2 - Asst. Fresh Football				
1 - Asst. Band Director				
20%				
\$534.82	\$573.72	\$612.61	\$651.51	
40%				
\$1,069.64	\$1,147.43	\$1,225.22	\$1,303.02	
60%				
\$1,604.46	\$1,721.15	\$1,837.84	\$1,954.52	
80%				
\$2,139.28	\$2,294.86	\$2,450.45	\$2,606.03	
Drama	Debate	Orchestra		
Chess	Chorus	Eaglette		
Head Coaches in Category 3				

Category 4				
1st Year - 4.3%	2nd Year - 4.5%	3rd Year - 4.8%	4th Year - 5.1%	
\$2,090.66	\$2,187.90	\$2,333.76	\$2,479.62	
Full Comp.				
1 - Asst. Boys Track				
1 - Asst. Girls Track				
20%				
\$418.13	\$437.58	\$466.75	\$495.92	
40%				
\$836.26	\$875.16	\$933.50	\$991.85	
60%				
\$1,254.40	\$1,312.74	\$1,400.26	\$1,487.77	
80%				
\$1,672.53	\$1,750.32	\$1,867.01	\$1,983.70	
Boys Tennis	Boys Golf	Boys Cross Country	Boys Swim	
Girls Tennis	Girls Golf	Girls Cross Country	Girls Swim	
Wrestling	Yearbook	Newspaper	Intramural Director	
Head Coaches in Category 4				

*NOTE - All "Extra Coaches" must be paid according to this scale.



**2009-2010 KHSAA TITLE IX ATHLETICS AUDIT (Form T-41)
Checklist - Overall Interscholastic Athletics Program**

KHSAA Form T41
Rev. 11/09

DIRECTIONS:

For the Areas of Compliance (Opportunities and Benefits) listed on the left hand side of the page, place a checkmark under the appropriate column identifying whether your school provided an advantage to the Girls' Program, or to the Boys' Program or to Neither Program. A review of T-35 and T-36 spending patterns might be helpful in completing this form.

Areas of Compliance:	ADVANTAGE TO:		
	GIRLS' PROGRAM	BOYS' PROGRAM	NEITHER PROGRAM
OPPORTUNITIES			
Accommodation of Interest and Abilities			X
BENEFITS			
Equipment and Supplies			X
Scheduling of Games and Practice Time			X
Travel and Per Diem Allowances			X
Coaching			X
Locker Rooms, Practice and Competitive Facilities			X
Medical and Training Facilities and Services			X
Publicity			X
Support Services			X
Housing and Dining			N/A
Tutoring			N/A
Athletic Scholarships			N/A

If an advantage/inequity is indicated, corrective action should be shown on the Corrective Action Plan, Form T-60.

Principal's Signature: _____

Date: April 12, 2010



**INTERSCHOLASTIC ATHLETICS
SURVEY (FORM T-63)
Summary of Student Responses**

*KHSAA Form T63
Rev.11/09
Page 1/3*

School Year: 2009-2010

School Name: Apollo High School

**Enrollment
(9-12 Grade):** 1,297

Number of 9-12 Grade Students Surveyed: 8

Number of 8th Grade Students Surveyed: 8

Date: March 15, 2010

Completed By: Jon Boultinghouse

Instructions:

1. Summarize the Student Athletics Interest Surveys Form T-61 by listing the total number of responses on the line next to each sport.
2. Under the Other Category please provide a listing of the sports as well as the number of students who are interested in participating.
3. Please sign and date this Summary Form (T-63) and mail this Summary Form only to the KHSAA by April 15. Do not mail the student surveys (Form T-61). However, these Forms should be maintained in your files in the event they are requested subsequently.

1550 Number of Surveys *8/10*

1339 Total Returned (*A minimum of 80% return is expected*)

8-12 Grades Surveyed (*Should be grades 9-11 and 8th grade if school has a feeder system*)

Who Administered The Survey? Jon Boultinghouse – Apollo Athletic Director

How Was The Survey Administered? Administerd by teachers in 1st Block Classes

Give details on how it was administered and to which school group, Example: English classes, or all home rooms, etc. or advisee/advisor?)

KHSAA Sanctioned Fall Sports (*List Total Number of Participation Responses*)

45 Cross Country (Girls)

56 Cross Country (Boys)

184 Football (Boys)

41 Golf (Girls)

52 Golf (Boys)

112 Soccer (Girls)

90 Soccer (Boys)

157 Volleyball (Girls)

Winter Sport (List Total Number of Participation Responses)

<u>134</u>	Basketball (Girls)
<u>214</u>	Basketball (Boys)
<u>67</u>	Indoor Track (Girls)
<u>80</u>	Indoor Track (Boys)
<u>62</u>	Swimming & Diving (Girls)
<u>37</u>	Swimming & Diving (Boys)
<u>59</u>	Wrestling (Boys)

Spring Sport (List Total Number of Participation Responses)

<u>236</u>	Baseball (Boys)
<u>127</u>	Fast Pitch Softball (Girls)
<u>94</u>	Tennis (Girls)
<u>77</u>	Tennis (Boys)
<u>118</u>	Track (Girls)
<u>102</u>	Track (Boys)

Non-KHSAA Championship Sports (From Student Survey T-61 Question 10)

<u>260</u>	Archery
<u>55</u>	Field Hockey
<u>268</u>	Bowling
<u>17</u>	Gymnastics (Boys)
<u>141</u>	Gymnastics (Girls)
<u>78</u>	Ice Hockey
<u>117</u>	Lacrosse (Boys)
<u>94</u>	Lacrosse (Girls)
<u>219</u>	Rifle
<u>97</u>	Rodeo
<u>152</u>	Slow Pitch Softball
<u>78</u>	Volleyball (Boys)
<u>1</u>	Water Polo
<u>117</u>	Weightlifting
<u>88</u>	Other sports not listed _____

Number of Students who participate in Intramural Sports
(From Student Survey T-61 Question 5)

Sport	Number
Basketball	129
Dodgeball	60
Volleyball	59

List Intramural Sports students are interested in adding:
(From Student Survey T-61 Question 6)

<u>Sport</u>	<u>Number</u>
Football	53
Kickball	48
Soccer	45
Baseball	38

Participation in Non-School Sports Activities
(From Student Survey T-61 Question 7)

<u>Sport</u>	<u>Number</u>
Soccer	49
Basketball	37
Softball	61
Baseball	31
Cheer & Dance	31

Reasons for not participating in interscholastic athletics
(From Survey Question 8)

- 173 I prefer other activities such as band, chorus, etc.
- 246 I don't have time
- 75 The practice schedules and game times are inconvenient
- 70 The sport I like isn't offered
- 67 It's too expensive
- 70 I prefer to participate in club or intramural sports
- 133 Working
- 122 Other: _____

Student Suggestions to encourage participation

Promote try-outs/practices better - 41

Work around work schedules better - 48

Principal's Signature

Date

3-15-2010



SCHOOL NAME Apollo

**2009-2010 TITLE IX
CORRECTIVE ACTION PLAN
(FORM T-60)**

DIRECTIONS:

1. For Column 1, indicate the intended area (Opportunities or Benefits) which needs corrective action in order to achieve gender equity. For Column 2, write the suggested change or activities that will correct the area in need of alteration. For Column 3, include the estimated completion date for the changes or activities.
2. It is possible to attain compliance with Title IX and no longer need "corrective" action. However, the KHSAA strongly encourages compliant schools to identify items for improvement (Column 1), activities to accomplish the improvement (Column 2) and a timetable for completion (Column 3) that will strengthen the athletic program.
3. You may copy this form as needed. Please attach corrective action plans along with audit forms and submit by April 15, 2010.

COLUMN 1 SPECIFIC ITEM FOR CORRECTION/ IMPROVEMENT	COLUMN 2 PLAN FOR SUGGESTED CHANGE	COLUMN 3 START DATE AND COMPLETION DATE OF CORRECTIVE ACTION
<p>Re-establish freshmen girl's basketball team (From 2007-2008 Corrective Action Plan)</p>	<p>Promote within middle school feeders</p>	<p>Goal Accomplished during 2009-2010 school year. Played a full freshmen girl's basketball schedule.</p>
<p>Better Management of Scheduling of Hitting Facility</p>	<p>Before Spring Season begins – Meet with softball and baseball coach to establish a consistent schedule of Hitting Building</p>	<p>Implemented Spring of 2010 Softball Uses Hitting Facility after school from Feb 15 until first game of season on Mon's and Wed's from 3:30 to 5:30 and every other Friday Baseball. Uses Hitting Facility after school from Feb 15 until first game of season on Tuesday's and Thursday's from 3:30 to 5:30 and every other Friday</p>

Principal's Signature: _____ Date: April 12, 2010